




Automatic coffee machine X680, E60-L






For office and café use fully automatic coffee machine X680

A top-class coffee machine offering a wide selection of beverages, intuitive operation, premium brewing quality, easy hygienic maintenance, and modern connectivity with cloud services.

- Prepares up to 90 cups of coffee per hour





Dual coffee bean hoppers and a container for instant beverages

A flexible arrangement of two coffee bean hoppers, one container for instant beverages, and the use of fresh milk enables the preparation of more than 30 different drinks in small, medium, and large sizes.

For each recipe, you can choose which hopper the coffee beans will be used from, giving you the option to prepare drinks from different types of coffee.

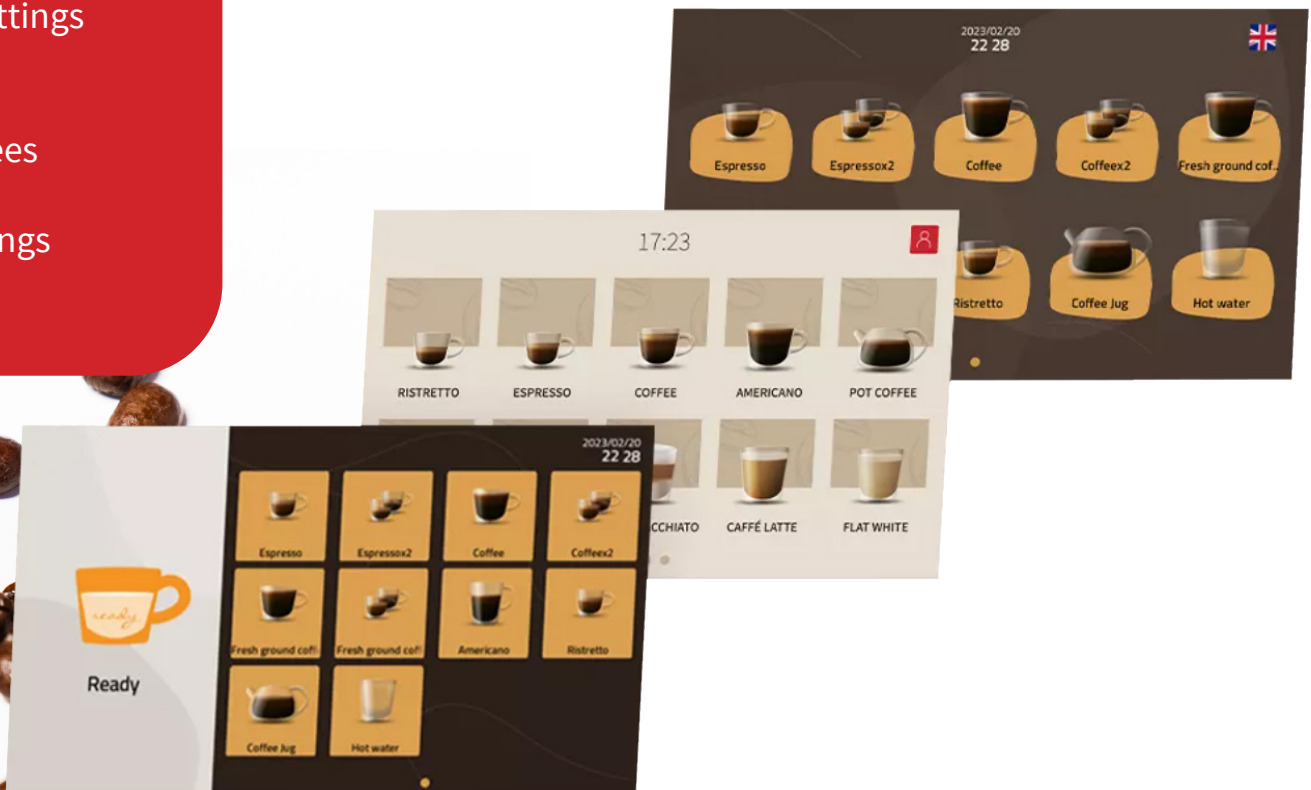





Three operating modes

They offer flexible adaptation to different operating conditions and types of use.

- **Professional mode** – for staff operation, with detailed drink settings
- **Self-service mode** – intuitive dispensing for guests or employees
- **Standard mode** – universal settings for regular use





10-inch touch display with Android operating system

The 10-inch smart interactive display enables efficient one-touch drink preparation while also allowing flexible parameter settings.





Consistent beverage quality

During continuous espresso preparation, a TDS (total dissolved solids) value of up to 9 mg/l is achieved, with cup volume variation within $\pm 5\%$ and coffee temperature variation within $\pm 3\text{ }^{\circ}\text{C}$.

A TDS value of 9 mg/l is considered very good for a balanced espresso flavor. The coffee machine is capable of consistently preparing espresso with the same taste, volume, and temperature even under continuous high-demand operation.





High-performance milk system

Enhanced, easily removable milk frother with adjustable volume ensures smooth and delicious foam at an optimal temperature of 60–70 °C. The temperature of both milk and foam is precisely controlled and consistent. Hidden tubing and an automatic rinsing and cleaning system simplify maintenance and ensure consistently high hygiene standards.





Fast heating system

Thanks to the advanced 2700 W boiler, the system can deliver hot water very quickly.



Hot water dispensing

Separate hot water dispensing makes the preparation of various tea beverages easier and more efficient.



Ultra-precise grinding system

Precise calibration and settings allow adjustment of both the amount of ground coffee and the grind size.



Cleanliness with every cup

After preparation, the drainage pump rinses the system so that the next coffee is made in a cleaner environment, free of leftover water and coffee residues.





Flexible water connection and easy maintenance

The coffee machine can be flexibly connected to water – you can use the built-in tank, connect it to the mains water supply, or hook it up to an external container.

Rinsing and maintenance – the system automatically rinses the coffee preparation unit and milk frother both when the machine is turned on and off. The coffee hoppers are removable, making them easy to clean.





Compact solution fully automatic coffee machine E60-L

Automatic coffee machine designed for the simplest operation and fastest preparation of high-quality, delicious coffee.

- **Prepares up to 40 cups of coffee per hour**
- **Clear 7-inch touch display** – enables fast and highly intuitive operation
- **It features a 6 L water tank and an adjustable coffee spout height**
- **Allows you to set custom coffee recipes**



